

# Materials Selection and Design

Introduction



Design is a common word with meanings close to fashion, aesthetics, culture, so on

Fashion design, hair design, interior design, city planning, industrial design, etc.

Basically it is the process of translating an idea into a product or system

Mechanical design is referred to as the design explained in the context of this course

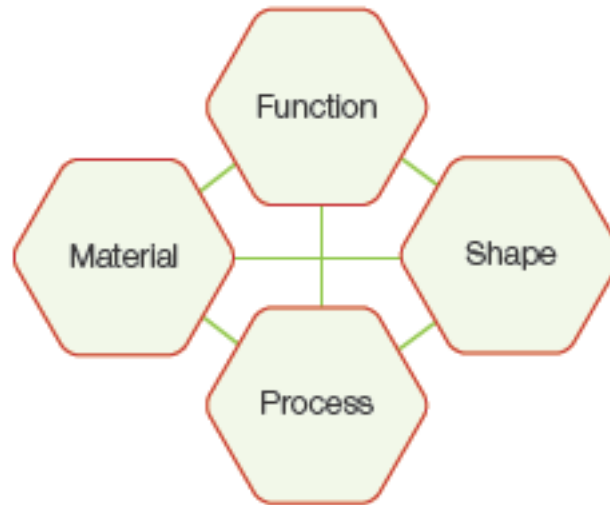
e.g. Mechanical components carry loads, conduct heat and electricity, they are exposed to wear and corrosion, made of one or more materials, have shape and must be manufactured

The role of materials in mechanical design will be elaborated in the following courses

A methodology for materials selection and process selection will be given



The selection of material is tied in with function, process and shape



Function primarily influences material choice and shape

Material choice influences processes through the material's ability to be cast or molded or welded or heat-treated

Process determines shape; size; precision; and, of course, cost

Specification of shape may restrict the choice of material and process; but equally the specification of process may limit the material choice and the accessible shapes

The more sophisticated the design, the tighter the specifications and the greater the interactions

The selection of materials is as important in mechanical design as selection of function, shape and process

There are more than 500000 unique materials available to us

Normally the choice of materials is dictated by the design  
e.g. Turbine blades necessitate light, strong and wear resistant materials

Sometimes the new product is suggested or made possible by a new material  
e.g. High purity glass enabled optical fibers

The vast number of materials developed in the modern ages enable designers be as imaginative and open minded as possible for innovative designs based on a wide range of material properties



The development of the number and class of materials throughout history were driven by the desire for greater performance

In prehistory the weapons which represented the peak of technology, were made of wood and flint

Development of thermochemistry and metallurgy allowed copper, bronze and iron swords until the middle ages

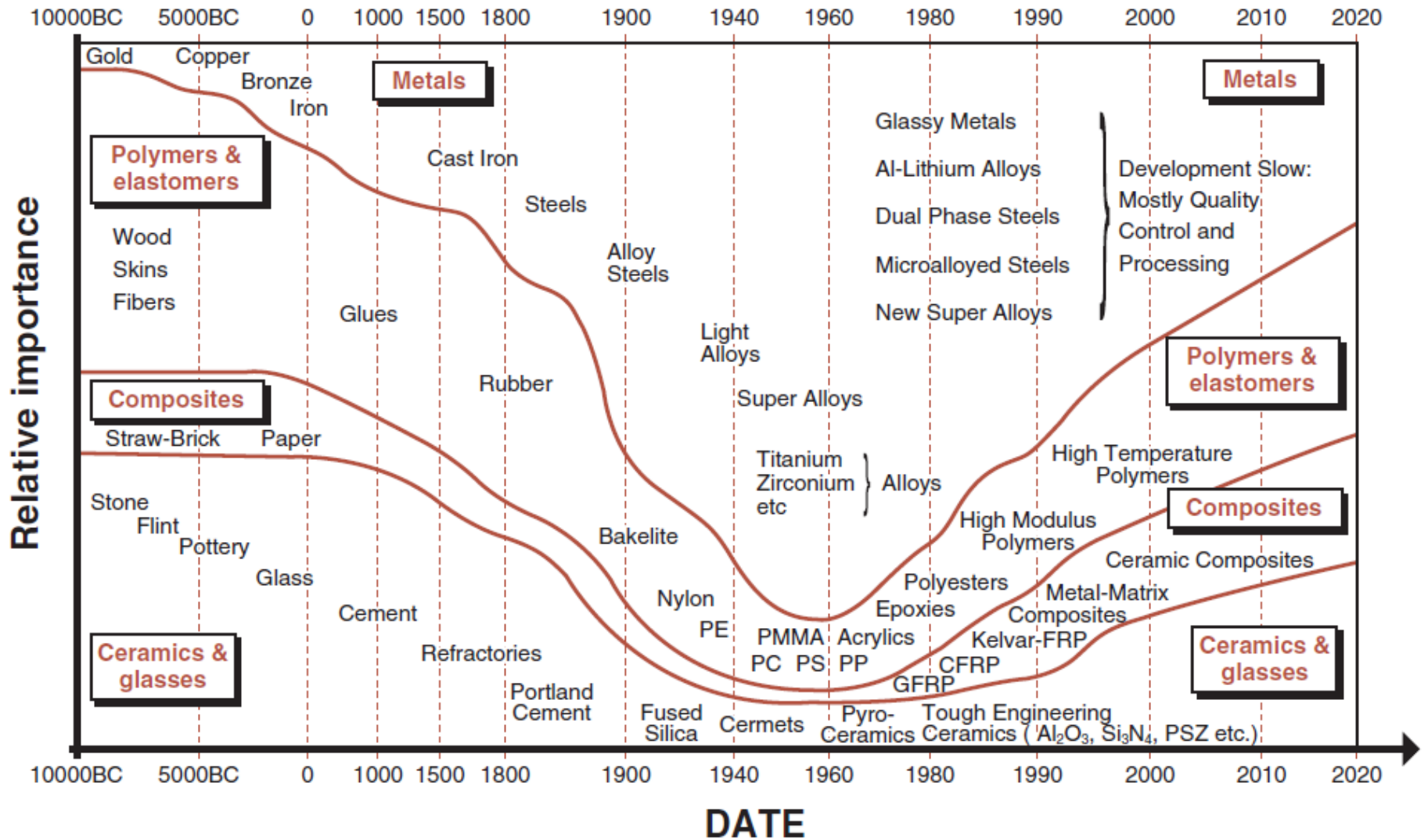
Invention of cast iron established the dominance of metals in engineering

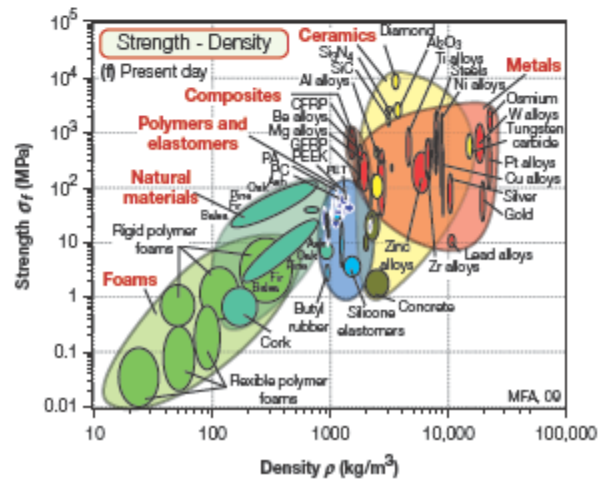
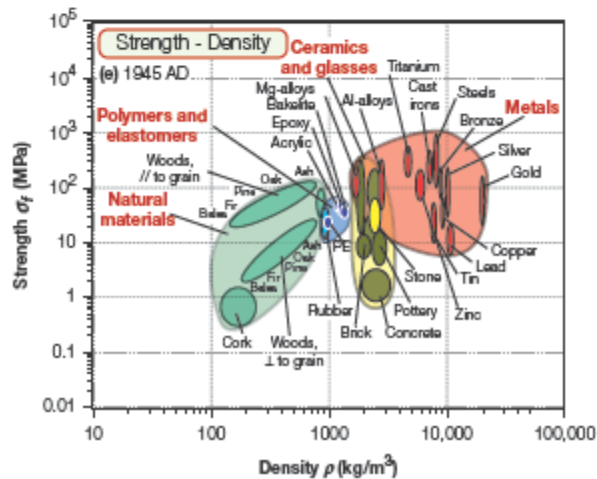
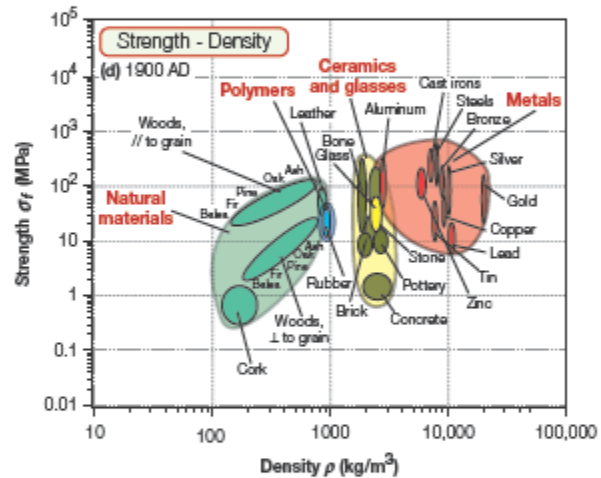
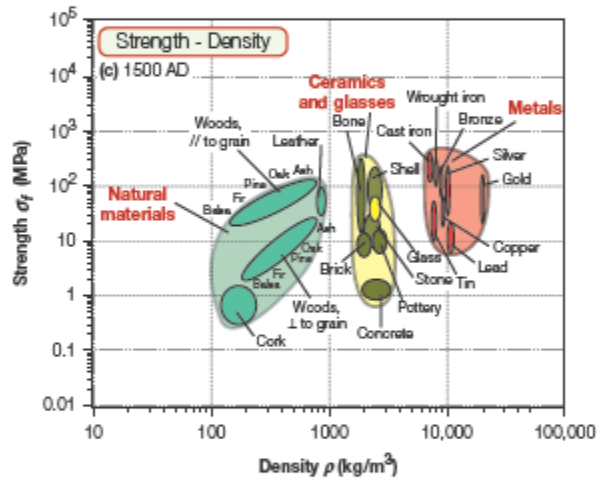
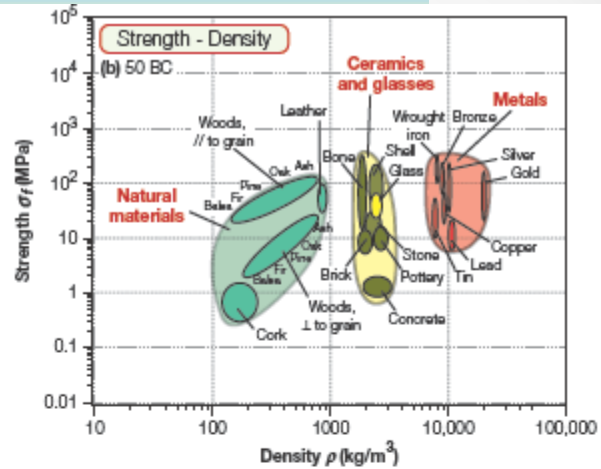

In mid 20<sup>th</sup> century, “engineering materials” meant metals

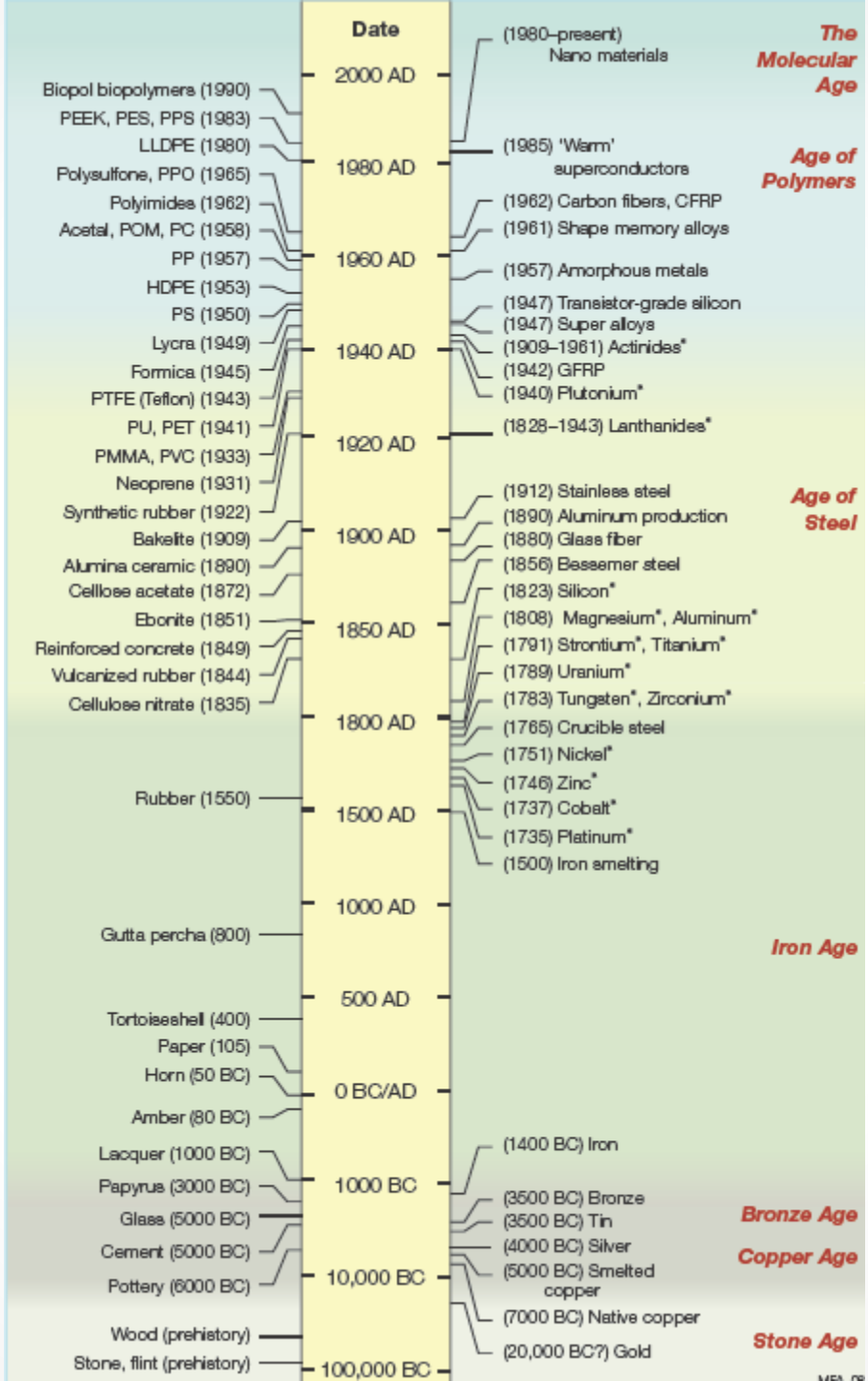
Although ceramics and polymers have developed to a great extent since 1950, steel is the most widely used structural material in the world today



# Evolution of Engineering Materials







**The Molecular Age**

**Age of Polymers**

**Age of Steel**

**Iron Age**

**Bronze Age**

**Copper Age**

**Stone Age**



# General Properties of Metals

Steel, aluminum, magnesium, zinc, cast iron, copper, lead, etc

- High electrical conductivity
- High heat conductivity
- Ductile
- Easily deformed
- High thermal shock resistance
- Suitable for structural and load bearing applications
- Alloys utilized for development of high performance metals



# General Properties of Ceramics

Bricks, glass, refractory and abrasive ceramics

- Low electrical conductivity
- Low heat conductivity
- Brittle
- High wear resistance in high temperature applications
- Corrosion resistance
- Generally used as insulators and load bearing structures
- Advanced ceramics are utilized in integrated circuits and optical applications due to the improvements on optical and electrical properties
- Biocompatible materials

# General Properties of Polymers

Elastomers, plastics, and adhesives

- Produced by polymerization of organic molecules into large molecular structures
- Low electrical conductivity
- Low thermal resistance
- Low strength
- Light materials

# General Properties of Composites

Comprised of two or more materials

e.g. carbon fiber reinforced polymer, polymer fiber reinforced HA

- Light
- Strong
- High fracture toughness
- High thermal shock resistance
- Variable properties depending on many parameters

In old times materials selection process from a relatively small group of materials relied on the experience of the designer

In modern ages when the development rate of new materials is the highest in history, a systematic procedure is used instead that is robust, allows computer implementation and compatible with other established tools of engineering design

The methodology that will be discussed in materials selection and design course guides the engineer through obstacles faced using material and process attributes given in material and process selection charts

The initial survey for potential candidate materials is simplified to a great extent using this systematic procedure

It is important in the early stage of design, to examine the full materials menu, not rejecting options merely because they are unfamiliar



## Examples to the evolution of materials in products



Competitive design requires the innovative use of new materials and the clever exploitation of their special properties, both engineering and aesthetic

# Basic Definitions

Original design: Design involving a new idea or working principle (e.g. the ballpoint pen)

- a. New products from existing materials
- b. New materials enable new products (high purity glass – optic fibers)
- c. New product requires the development of a new material (space vehicle – light, heat resistant composites)

Adaptive or developmental design: Adaptive design takes an existing concept and seeks an incremental advance in performance through a refinement of the working principle


(polymers replacing metals in household appliances)

The motive for redesigning it may be to enhance performance, to reduce cost, or to adapt it to changing market conditions

Variant design: Design involving a change of scale or dimension or detailing without a change of function or the method of achieving it (e.g. the scaling up of boilers, large boats being made of steel instead of composite)



# Vacuum cleaner – Original, adaptive and variant designs

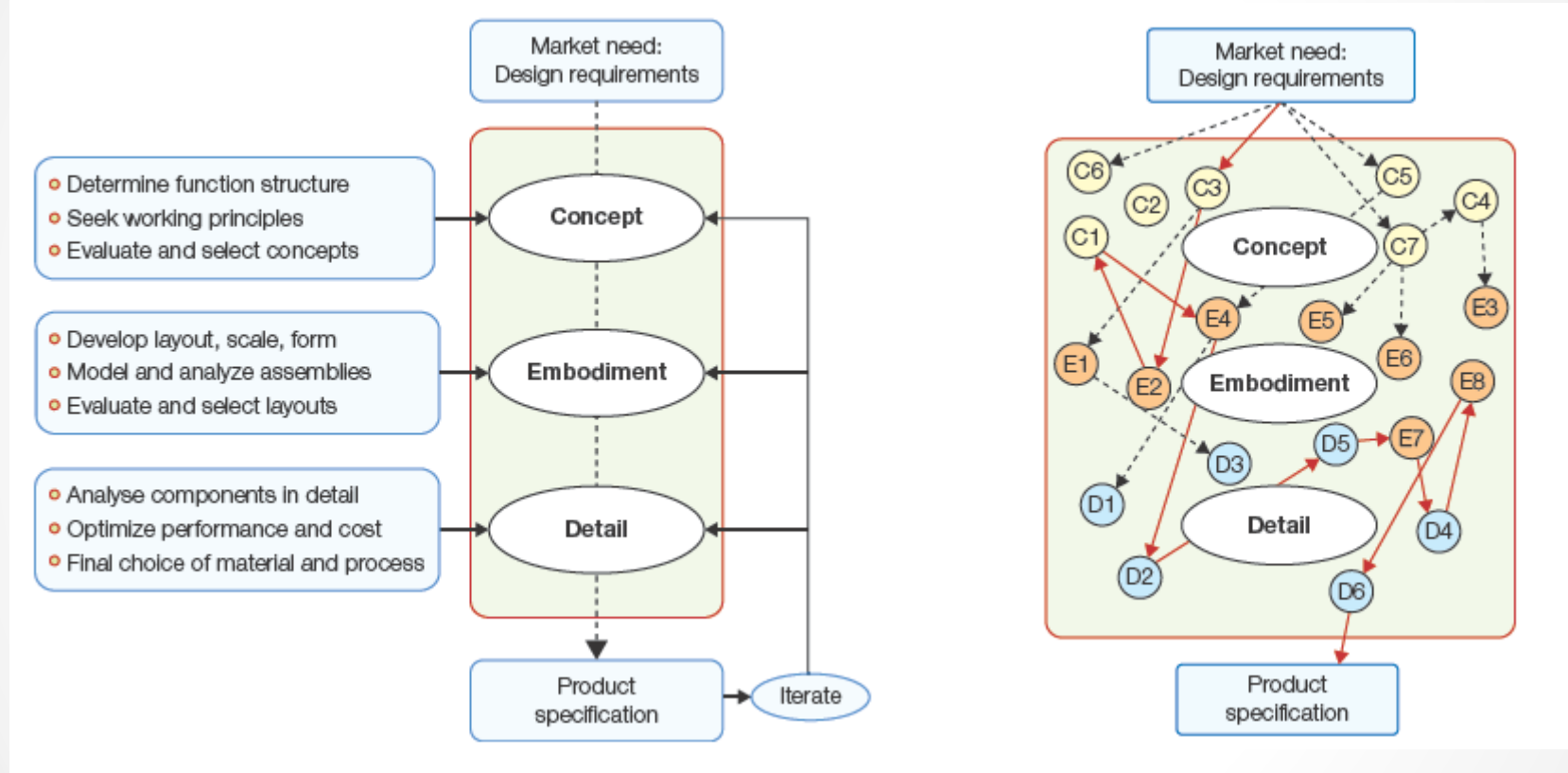


| Cleaner and date   | Dominant materials                | Power (W) | Weight (kg) | Approximate cost* |
|--------------------|-----------------------------------|-----------|-------------|-------------------|
| Hand powered, 1900 | Wood, canvas, leather             | 50        | 10          | £240–\$380        |
| Cylinder, 1950     | Mild steel                        | 300       | 6           | £96–\$150         |
| Cylinder, 1985     | Molded ABS and polypropylene      | 800       | 4           | £60–\$95          |
| Dyson, 1995        | Polypropylene, polycarbonate, ABS | 1200      | 6.3         | £190–\$300        |



# The design flow chart

It is essential to define the need for design precisely—to formulate a need statement, often in this form: “A device is required to perform task X,” expressed as a set of design requirements



Theory

Reality

# Vacuum cleaner design steps

A device to remove dust from carpets

## I. Conceptual design

- To blow it out with compressed air
- To draw it out electrostatically
- To brush it out
- To suck it out with a vacuum

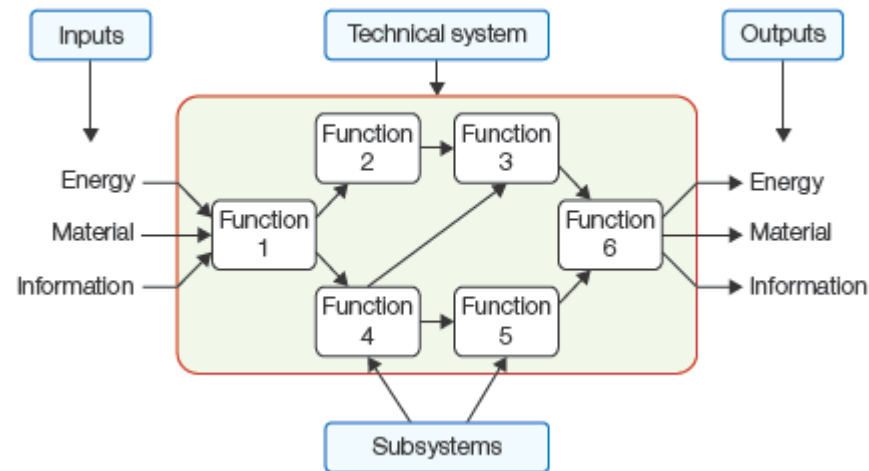
## II. Embodiment design

- Design of pump, filter, tube, casing, controls, materials data
- Flow rate calculation, layout diagrams, power, weight, processing

## III. Detailed design

- Stress analysis and air flow modeling
- Details of each component, their materials and processes
- Cost analysis, industrial design, eco-design

# The function structure



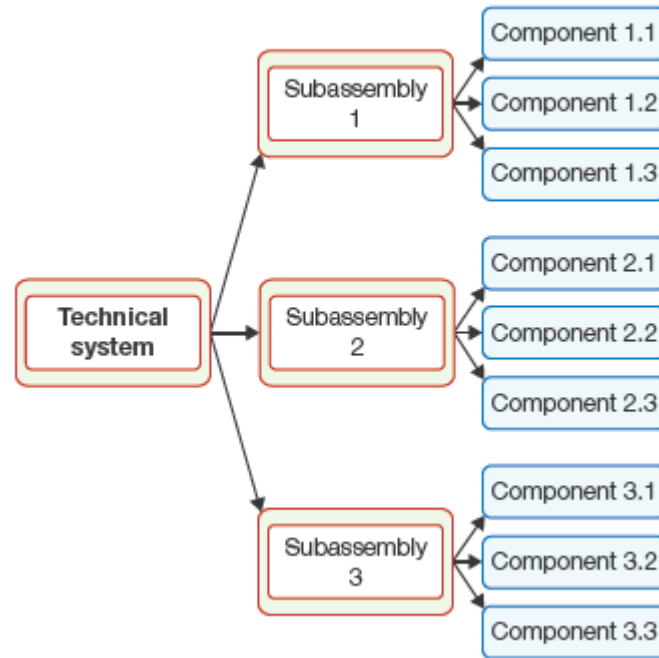
Analogy: the operative systems of a robot - engine, cpu, electrical signaling

The function structure is a systems approach to the analysis of a technical system, mainly for an original design

This approach helps structure thinking about alternative designs

The product is called a technical system

A technical system consists of subassemblies and components, put together in a way that performs the required task



Analogy: the limbs of a robot - head, body, arms, legs, etc.

The analysis of a technical system as a breakdown into assemblies and components is mainly used in adaptive design

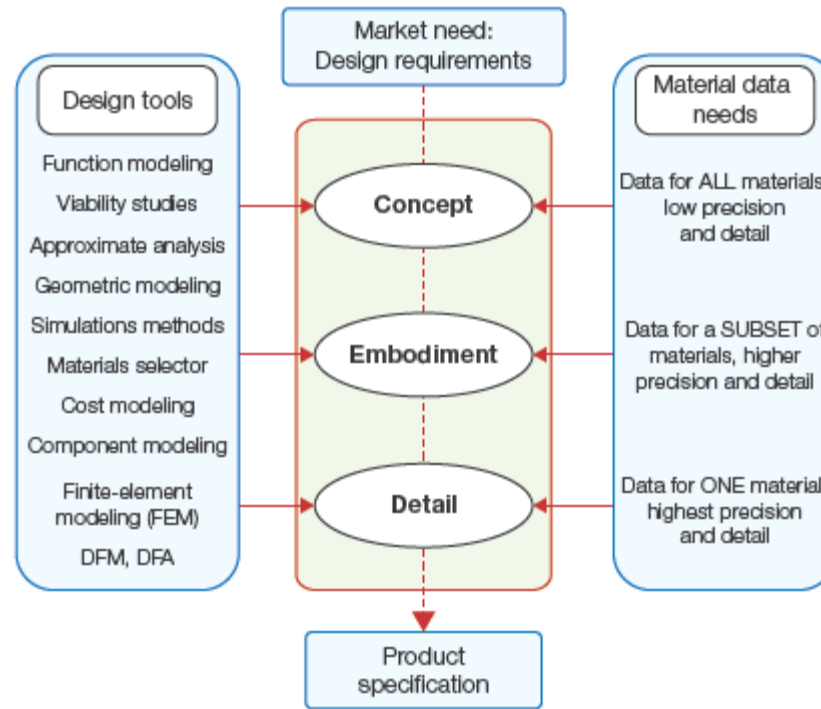
Material and process selection is at the component level

Design Tools enable the modeling and optimization of a design, easing the routine aspects of each phase

Function modelers suggest viable function structures

Configuration optimizers suggest or refine shapes

Geometric and 3D solid modeling packages allow visualization and create files that can be downloaded to numerically controlled prototyping and manufacturing system



Information about materials is needed at each stage, but at very different levels of breadth and precision

# Design and Materials Selection Examples

A device is required to cut hard materials with

- High elastic modulus
- High deformation resistance
- High fracture toughness

Candidate: High carbon steel

Handle requirements

- Easy manufacture
- Availability
- Light
- Aesthetic

Candidate: Wood




# Design and Materials Selection Examples

A device is required to rotate in the Rolls-Royce turbofan engine with

- High stiffness
- High toughness
- High thermal shock resistance
- High wear, oxidation and corrosion resistance,
- Low density

Candidate: Ni alloys



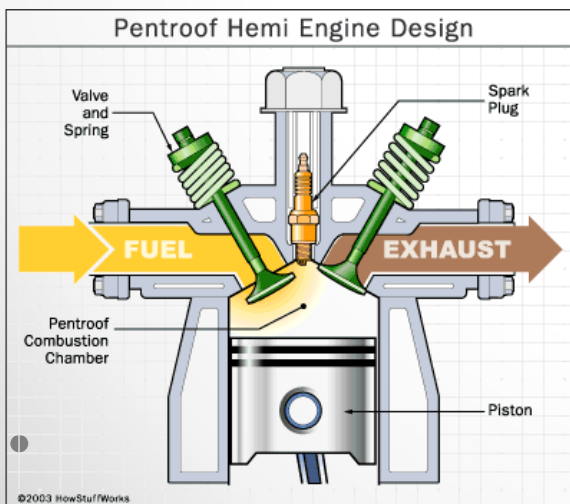
# Design and Materials Selection Examples

A device is required to facilitate ignition in combustion engines

With

- Thermal shock resistance
- Wear, corrosion and oxidation resistance,
- Resistant to chemical attack by S and Pb

Candidate: alumina coated tungsten





The materials input does not end with the establishment of production

Products fail in service, and failures contain information

Often this points to the misuse of a material, one that redesign or reselection can eliminate



Failure analysis is a useful way to replace or improve a design

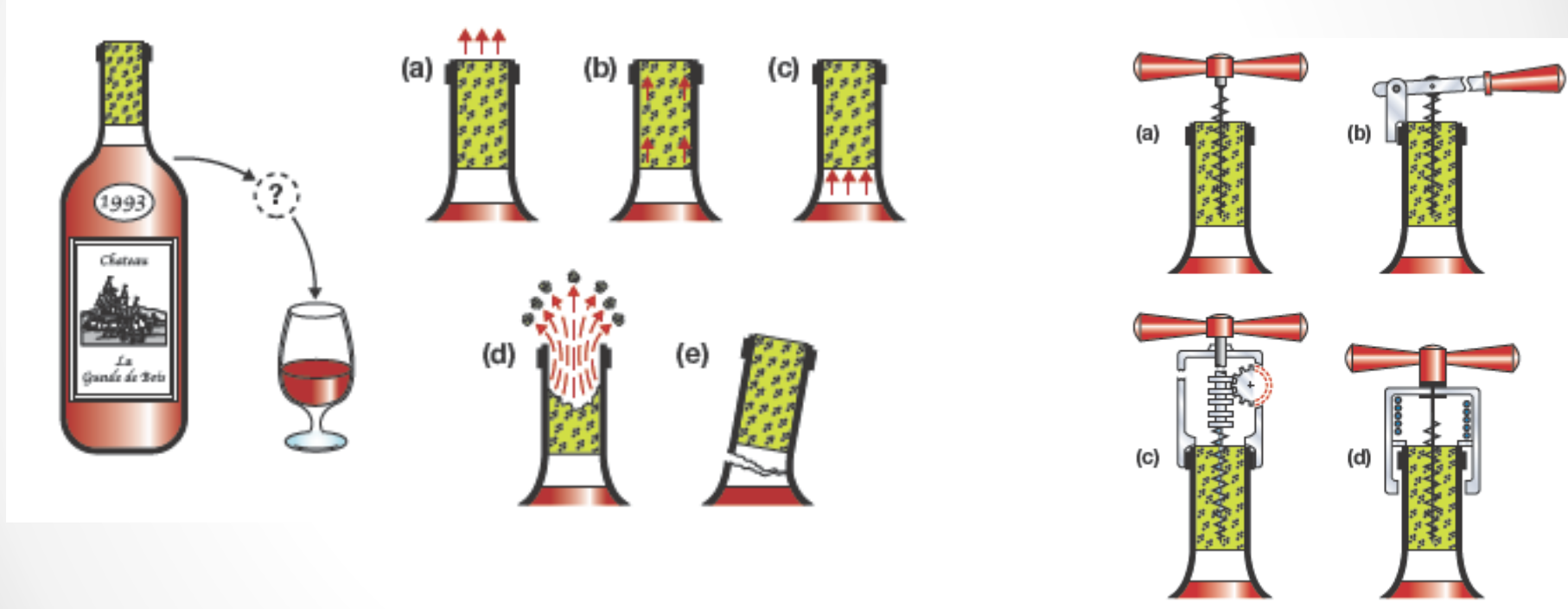
Many commercial ships failed catastrophically after World War II due to selection of welded steel with low fracture toughness



## Example product – Cork opener

The market need – A device is required to allow access to wine in a corked bottle with convenience, at modest cost, and without contaminating the wine

Concepts - The devices act to remove the cork by axial traction (pulling); to remove it by shear tractions; to push it out from below; to pulverize it; and to bypass it altogether by knocking the neck off the bottle



Embodiments - Sketches for devices based on axial traction

The first is a direct pull; the other three use levered pull, geared pull, and spring-assisted pull

## Example product – Cork opener

The embodiments identify the functional requirements for each component of the device, which might be expressed in statements such as

- A cheap screw to transmit a prescribed load to the cork
- A light lever to carry a prescribed bending moment
- A slender elastic blade that will not buckle when driven between the cork and the bottle neck
- A thin, hollow needle, stiff and strong enough to penetrate a cork

The functional requirements of each component are the inputs to the materials selection process which lead directly to the property limits and material indices  
Detail - The final choice of material and process forms part of the detailed stage

